



Syllabus

ART AND CRAFT DIPLOMA L-1

1st Year

*We Build Your
Art Foundation*




GIFA
NO. 1 INSTITUTE | MUSIC | ART | DANCE

ART AND CRAFT DIPLOMA L-1

Annual Curriculum **PRACTICAL**

Basic Drawing (BD-700)

Free Hand



Session 45 Days



- Leaf :- Leaves are an important part of plants and they enhance the beauty of nature . Leaves have aesthetic prospects in Art and Drawing by which we may give beautiful glances to the art. We can draw by observing the live leaf or by any figure
- Flower :- Flower increases the charmer of nature. There are different kinds of flowers which we can study around us at many places.
- Bird:- Birds are the amazing creation of nature. They are a crucial part of the environment. They may be used in the Art for aesthetic purposes and Feeling Touch.
- Animal :- We Can see the use of Animal figurines throughout the history of ours eg. Harappan Site etc. Thus, the Animal may be used to give us the messages for the next generation as well as to enhance the beauty of art.
- Tree:-The most explicit symbol of growth, seasonal death and revival is a tree, which has always meant more than a part of a landscape.

Work Profile		
Medium	Pencil	Watercolor
Assignment	20 Sheets	Basic Drawing
Sheet Size	A3 Size	Cartridge Paper
Submission	10 Sheets	Session

STONE PAINTING	Best out of Waste
----------------	-------------------



Session 15 Days




Stone painting :- It will include the creativity of a student along with his/her imagination. We will use the potential of a student to create beautiful arts . In this we use stones and other material then paint them beautifully in various forms then can make many scenery . It is a good way to make the best out of waste.

Work Profile		
Medium	Acrylic Color	MDF Board
Assignment	5 Paintings	Stone Painting
Size	8x18 and 15x20	MDF Board
Submission	Stone Painting Photograph	Session

PAINTING (PP701)

Landscape

Session 45 Days



- Landscape Painting: Landscape painting illustrates the view of nature in a scenery. Natural scenery include mountains, valleys, trees, rivers, forests, etc. sky is mandatory in almost every view. In landscape painting the main subject is wide view. we can draw landscape painting either by observing natural view or copied through imagination.


Work Profile

Medium	Pencil	Water color
Assignment	10 Sheets	Landscape
Sheet Size	A3 Size	Cartridge Paper
Submission	5 Sheets	Session

STILL LIFE (SL703)

Still Life

Session 30 Days



- Still life: A still life is a drawing or painting that focuses on still objects. The subject matter is inanimate and never moves. It is a work of art which depicts non living things which can

GIFA ART COLLEGE

either be man made or natural. It's also called nature morte. Still life artwork comes in many different styles and mediums even using shading pencil, charcoal, pen, and colors we can create a still life piece.

Work Profile		
Medium	Pencil	Water color
Assignment	10-15 Sheets	Still Life
Sheet Size	A3 Size	Cartridge Paper
Submission	8 Sheets	Session

DESIGN (DP705)	Design
----------------	--------




Session 15 Days




- ❖ Design(pattern) :- A pattern is a design in which lines, shapes, forms and colors are repeated. patterns can be regular and irregular. patterns are all around us, in nature as well as in art and design. patterns were seen where shapes, lines, or colors are repeated . The part that is repeated is called motif. A motif can be repeated and arranged in many different ways in order to create different types of patterns.
- ❖ irregular pattern:- an irregular pattern is one in which the motif changes or the way it is repeated is unpredictable.
- ❖ Regular pattern:- The motif is repeated in a way that is predictable. It could be exactly the same each time or it could be changed in a way that is regularly repeated.

Work Profile		
Medium	Poster Color	Coloured and Black and white
Assignment	10 Sheets	Design
Sheet Size	A3 Size	Ivory
Submission	5 Sheets	Session

GEOMETRICAL OF DRAWING (GD706)	Geometrical of Drawing
--------------------------------	------------------------




Session 15 Days



- ❖ Introduction :- Geometrical drawing focused on the use of geometric shapes to create designs, patterns and more complex artwork. You can also focus on simple 2D shapes or work on 3D forms
- ❖ We will learn the use of all geometric instruments for the purpose of creation of geometrical arts such as Compass, Rulers, Triangle, Ds, and set squares etc.
- ❖ Chapter of this part are as under:
 1. Introduction and use of instruments
 2. Convention of Lines and Rules of Dimensioning
 3. Dots, Lines and Angles
 4. Triangles
 5. Square and Rectangles
 6. Polygons
 7. Circles

Work Profile		
Medium	Geometric Instruments	Tools
Assignment	20 Sheets	Geometrical Drawing
Sheet Size	A3 Size	Cartridge Paper
Submission	10 Sheets	Session

CRAFT P (CP707)	Clay Modeling
-----------------	---------------



Session 30 Days



- Clay Introduction:- Clay is highly versatile, extremely easy to work with, and the ideal modeling material for the beginner as well as the seasoned sculptor. Your choice of material is a very personal one - based upon feel, texture, and hardness of the material, and possible required reproduction of the finished piece.

□ TYPES OF MODELS

- Bird and Animals :- with the help of clay make the model of numerous kinds of birds and animals by observing pictures or live figures.
 - Flowers Study :- with the help of clay make the model of various kinds of flowers by observing them around us and by picture.
- Low Relief :- A method of molding,carving,or stamping in which the design stands out from the surface to a lesser extent .
- Slab Technique :-The slab building technique involves rolling out clay to an even thickness usually 1cm - then cutting shapes,folding,bending,manipulating and joining together to form a finished object.
- Coiling Technique :-Coiling technique in Italy is known as Colombino is one of the oldest methods to create objects with clay. The clay is worked in the form of ropes which are rolled over each other giving shape to the object.
- Modern Clay Modeling :-Modern modeling clay is used by the artist for their malleable properties. Like sculptures, figures,and so on....
- Portrait Sculpture :-The portrait is a painting, photograph,sculpture or other artistic representation of a person, in which the face and the expressions are predominant.

Work Profile		
Medium	Clay	Natural
Assignment	Book work	Clay Modeling
Size	Big and Small	Sculpture
Submission	Clay Modeling Photograph	Session

AWARENESS & GRAPHICS (AGP708)	Computer
-------------------------------	----------

Session 45 Days

Professional Motion Graphics Services
Video Solutions That Make Sense.

- ▶ Logo Animation
- ▶ Title Animation
- ▶ Promo Videos
- ▶ Short Films
- ▶ Corporate Presentation


1. Basics of Computers like MS Word, MS Excel, PowerPoint Presentation etc.
2. Networking and Emailing
3. Basic Graphics with the help of Computers like Ad Making.
4. Colourization of Photos, Graphics Managing with the help of Adobe Photoshop.
5. Other online tools knowledge like editing online with the help of Canva or other online tools.
6. Basic knowledge of Google.
7. Videography editing basics.

Work Profile		
Medium	Phone And Laptop	Digital Marketing
Assignment	10 PPT, Catalogue	PowerPoint
Size	30 second Video And 5 Ads	Any Software
Submission	10 Project	Session

THEORY

History and Appreciation of Art

Theory



Session 30 Days

❖ कला के बुनियादी सिद्धांत

कला विचारों को संप्रेषित करने के लिए एक प्रकार की भाषा का उपयोग करती है। कला भाषा तत्वों और डिजाइन के सिद्धांतों नामक अवधारणाओं पर आधारित है


❖ कला के तत्व

सौंदर्य की दृष्टि से मनभावन कलाकृति बनाने के लिए ये मुख्य घटक या अवयव हैं। जब हम कला बनाते हैं तो हमें कला के इन सात तत्वों को समझने और लागू करने की आवश्यकता होती है।

1. रेखा
2. रूप
3. वर्ण
4. तान
5. पोत
6. अन्तराल

Exam Pattern

Viva	Surprise Test	Monthly
Objective Test	Sample Paper	Before Final Exam



बाल विकास और अध्यापन

- भाषा और विचार
- पर्यावरण और आनुवंशिकता का प्रभाव
- सामाजिककरण प्रक्रियाएं: सामाजिक विश्व और बच्चे (शिक्षक, माता-पिता, सहकर्मी)
- भाषा, जाति, लिंग, समुदाय, धर्म इत्यादि की विविधता के आधार पर शिक्षार्थियों और समझ में मतभेदों के बीच व्यक्तिगत मतभेद।
- बाल केंद्रित और प्रगतिशील शिक्षा की अवधारणा।
- बच्चे कैसे सीखते हैं और सोचते हैं; स्कूल प्रदर्शन में सफलता की उपलब्धि में क्यों और कैसे बच्चे असफल होते हैं।
- ज्ञान और भावनाएं
- प्रेरणा और सीखना
- सीखने में योगदान करने वाले कारक - व्यक्तिगत और पर्यावरण।

Exam Pattern


Viva	Surprise Test	Monthly
Objective Test	Sample Paper	Before Final Exam

GIFA ART COLLEGE

Clay	Theory
------	--------

Session 15 Days

1. मिटी
2. मिट्टी की मुख्य किस्मे
3. मिट्टी की तैयारी
4. भठिया
5. मिट्टी का काम करने के विभिन्न तरीके
6. सांचे
7. मूर्तियाँ
8. अभ्यास प्रश्न- पत्र



Exam Pattern		
Viva	Surprise Test	Monthly
Objective Test	Sample Paper	Before Final Exam

Computer Awareness and Graphics	Theory
---------------------------------	--------

Session 15 Days



1. [Introduction to Computers - कम्प्यूटर का परिचय](#)
2. [History of Computer - कंप्यूटर का इतिहास](#)
3. [computer generations history in hindi - कंप्यूटर की पीढ़ी](#)
4. [Computer advantages and disadvantages - कम्प्यूटर के लाभ और हानि](#)
5. [Computers and the Human Brain - हमारा मस्तिष्क और कम्प्यूटर](#)

Exam Pattern		
Viva	Surprise Test	Monthly
Objective Test	Sample Paper	Before Final Exam

PAPER PLAN

There are Total 10 exams in the 1st year of the Diploma of Art and Craft. Details of the exams are given below .

Paper Code	Subject	Max. Marks	Theory	Assignment
PP701	Painting (P)	100	70	30
PE702	Principal of Education (T)	100	70	30
SL703	Still Life (P)	100	70	30
HA704	History and Appreciation of Art (T)	100	70	30
DP705	Design (P)	100	70	30
GD706	Geometrical of Drawing (P)	100	70	30
CP707	Craft (P)	100	70	30
CG708	Com.Awareness & Graphics (P)	100	70	30
CT709	Craft (T)	100	70	30
CG710	Com.Awareness & Graphics (T)	100	70	30

GIFA EXAM SYSTEM

Admission Session	Month Of July
	Month Of January

PRACTICAL**SUBMISSION WORK**

- Annually you have to submit a photograph of all the jobs which you have completed in the last year. The photography must be sent on this email : gifaexam17@gmail.com
- A file of 40 sheets (A3 Size) should be submitted in the GIFA Office. The jobs that should be included in these 40 sheets are as under:

Topic	Medium	Sheet
Still Life	Pencil / Watercolor	3+3 = 6
Flower	Pencil / Watercolor	3+3 = 6
Bird	Pencil / Watercolor	3+3 = 6
Animals	Pencil / Watercolor	3+3 = 6
Landscape	Pencil / Watercolor	3+3 = 6
Design	Poster Color	2+2 =4
Stone Painting	Photograph	According to work
Clay Modeling	Photograph	According to Work
Xtra Work	Any Medium	6


Note :-On behalf of the above assignment file, your numbers of practicals will be decided.

GIFA ART COLLEGE

Regd. Office : SCO-59, Near Kessel Mall, Sector-17, Kurukshetra

E-mail : gifaartcollege@gmail.com | Website : gifaartcollege.com

Ph. : 9992588777, 7557400777



GIFA ART COLLEGE

Regd. Office : SCO-59, Near Kessel Mall, Sector-17, KURUKSHETRA
E-mail: gifaartcollege@gmail.com | Website : gifaartcollege.in
Ph.: +91 99925-88777, 75574-00777



MRP : 250/-